

Hunt County, Texas  
Office of the Auditor

PAYROLL REPORT

October 10<sup>th</sup>, 2023

I approve the following payroll and hereby request the Court's approval.

  
\_\_\_\_\_  
Mary Corcoran, County Auditor


SUMMARY OF PAYROLL REPORT TO BE APPROVED


The Commissioners Court of Hunt County hereby approves the attached payroll report prepared by the respective county officials for the pay period ended September 16<sup>th</sup>, 2023.


Total Payroll


\$ 889,944.35


APPROVED BY COMMISSIONERS COURT:

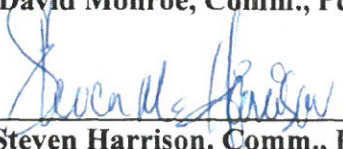
  
\_\_\_\_\_  
Bobby Stovall, Hunt County Judge

  
\_\_\_\_\_  
Mark Hutchins, Comm., Pct #1



  
\_\_\_\_\_  
David Monroe, Comm., Pct #2

  
\_\_\_\_\_  
Phillip Martin, Comm., Pct #3

  
\_\_\_\_\_  
Steven Harrison, Comm., Pct #4

ATTEST:

  
\_\_\_\_\_  
Becky Landrum, County Clerk

October 10, 2023  
\_\_\_\_\_  
Date

DEPT: ALL

PAYROLL NO#: 01

PAY PERIOD BEGINNING: 9/03/2023

PAY PERIOD ENDING: 9/16/2023

\*\* (CONTINUED) \*\*

DATE	ORG	FUND	ACCOUNT	CODE/RATE	HOURLY RATE	HOURS	AMOUNT
S/BK	176.00		0.00		VOL VOL	761.50	
SCAP	0.00		307.70				
TOTALS:	5,518.12	889,944.35		0.00		109489.60	293747.24
							134,544.05
							65759.41

-----DEPARTMENT RECAP-----

DEPT NO#	GROSS	REGULAR	OVERTIME	LEAVE	OTHER	BENEFITS	DEDUCTIONS	TAXES	NET
10-0100	7,092.22	6,930.68	0.00	0.00	161.54	0.00	1,064.21	1,113.95	4,914.06
10-0200	6,877.42	6,813.96	0.00	0.00	63.46	0.00	1,079.07	1,083.34	4,715.01
10-0300	24,934.38	24,499.58	0.00	29.03	405.77	0.00	3,465.33	3,528.62	17,940.43
10-0400	16,283.22	12,712.08	0.00	0.00	3,571.14	0.00	1,886.92	3,286.64	11,109.66
10-0402	16,121.70	12,412.08	0.00	0.00	3,709.62	0.00	2,394.01	2,474.97	11,252.72
10-0500	10,651.03	9,874.73	0.00	101.29	675.01	0.00	1,320.64	1,677.77	7,652.62
10-0600	12,750.33	9,874.73	0.00	0.00	2,875.60	0.00	1,008.27	2,553.13	9,188.93
10-0700	21,415.44	21,034.66	0.00	0.00	380.78	0.00	2,965.23	3,239.43	15,210.78
10-0800	8,473.50	8,216.58	0.00	0.00	256.92	0.00	2,001.41	1,073.25	5,398.84
10-0900	7,544.93	7,412.24	0.00	0.00	132.69	0.00	1,745.48	993.20	4,806.25
10-1000	5,817.88	5,742.88	0.00	0.00	75.00	0.00	743.60	633.82	4,440.46
10-1100	4,718.65	4,346.73	0.00	0.00	371.92	0.00	525.15	642.44	3,551.06
10-1200	6,202.02	6,125.50	0.00	30.36	46.16	0.00	561.20	869.66	4,771.16
10-1234	5,875.16	5,875.16	0.00	0.00	0.00	0.00	1,010.42	680.62	4,184.12
10-1300	44,030.64	39,930.46	0.00	0.00	4,100.18	0.00	4,922.48	7,255.22	31,852.94
10-1400	36,105.27	33,293.27	0.00	57.72	2,754.28	0.00	4,891.13	5,851.20	25,362.94
10-1500	19,161.72	18,453.19	0.00	264.30	444.23	0.00	1,929.67	3,477.95	13,754.10
10-1600	7,265.41	6,980.04	0.00	198.83	86.54	0.00	597.95	1,065.00	5,602.46
10-1700	38,713.92	38,087.25	0.00	47.24	579.43	0.00	6,732.96	5,122.72	26,858.24
10-1800	19,092.67	18,240.36	0.00	667.69	184.62	0.00	2,125.44	3,049.40	13,917.83
10-1900	162,685.95	143,238.03	0.00	11,713.89	7,734.03	0.00	16,289.20	23,259.70	123,137.05
10-2000	160,026.63	139,401.44	0.00	10,883.72	9,741.47	0.00	18,516.31	25,716.53	115,793.79
10-2200	9,732.11	9,599.42	0.00	0.00	132.69	0.00	1,405.06	1,207.49	7,119.56
10-2300	4,223.16	4,223.16	0.00	0.00	0.00	0.00	164.92	525.27	3,532.97
10-2400	11,067.72	10,379.24	0.00	0.00	688.48	0.00	1,183.35	1,573.16	8,311.21
10-2500	3,232.11	3,180.19	0.00	0.00	51.92	0.00	257.06	457.28	2,517.77
10-2600	2,550.19	2,550.19	0.00	0.00	0.00	0.00	178.94	419.19	1,952.06
10-2700	6,155.59	6,080.58	0.00	0.00	75.01	0.00	531.97	630.02	4,993.60
10-2800	3,894.80	694.80	0.00	0.00	3,200.00	0.00	0.00	416.65	3,478.15
10-3000	5,874.38	5,764.77	0.00	0.00	109.61	0.00	466.73	1,023.73	4,383.92
10-3100	10,200.00	10,153.85	0.00	0.00	46.15	0.00	1,404.79	1,207.59	7,587.62
10-3200	7,818.16	7,720.08	0.00	0.00	98.08	0.00	1,312.73	1,319.36	5,186.07
10-3400	9,781.62	9,879.22	0.00	0.00	97.60	0.00	746.83	1,345.32	7,689.47
10-4000	16,160.82	14,687.59	0.00	271.28	1,201.95	0.00	4,194.09	3,204.50	8,762.23
10-5100	5,161.54	5,057.69	0.00	0.00	103.85	0.00	1,142.74	781.65	3,237.15
10-5200	8,097.00	7,116.31	0.00	471.07	509.62	0.00	1,078.67	1,308.77	5,709.56
10-5900	4,258.77	4,126.08	0.00	0.00	132.69	0.00	464.08	617.71	3,176.98

DEPT: ALL

PAYROLL NO#: 01

PAY PERIOD BEGINNING: 9/03/2023

PAY PERIOD ENDING: 9/16/2023

-----DEPARTMENT RECAP-----

DEPT NO#	GROSS	REGULAR	OVERTIME	LEAVE	OTHER	BENEFITS	DEDUCTIONS	TAXES	NET
15-5500	5,702.92	5,006.61	0.00	405.93	290.38	0.00	595.22	780.00	4,327.70
20-4100	280.77	0.00	0.00	0.00	280.77	0.00	0.00	33.98	246.79
21-3500	21,426.19	20,981.96	0.00	115.39	328.84	0.00	2,199.97	2,691.51	16,534.71
22-3600	25,636.57	25,371.19	0.00	0.00	265.38	0.00	2,427.67	3,653.97	19,554.93
23-3700	26,948.73	26,084.84	0.00	350.42	513.47	0.00	3,513.40	4,230.87	19,204.46
24-3800	28,149.95	27,601.16	0.00	0.00	548.79	0.00	3,542.07	3,857.47	20,750.41
26-2200	2,115.38	2,115.38	0.00	0.00	0.00	0.00	150.46	252.67	1,712.25
26-4800	6,900.57	6,831.34	0.00	0.00	69.23	0.00	1,061.77	891.00	4,947.80
81-0300	1,384.62	1,384.62	0.00	0.00	0.00	0.00	283.67	187.59	913.36
82-5200	631.25	631.25	0.00	0.00	0.00	0.00	30.19	98.29	502.77
95-7100	20,719.34	19,919.58	0.00	13.88	785.88	0.00	3,377.14	3,180.45	14,161.75
TOTALS	889,944.35	816,636.73	0.00	25,622.04	47,685.58	0.00	109,489.60	134,544.05	645,910.70

REGULAR INPUT: 403      MANUAL INPUT: 0      CHECK STUB COUNT: 2      DIRECT DEPOSIT STUB COUNT: 401